



















Components List









No.	Name	Quantity	Component
1	555 Timer IC	1	
2	Optocoupler (4N35)	2	
3	Shift Register (74HC595)	2	
4	L293D	1	
5	Accelerometer ADXL345	1	
6	Rotary Encoder	1	




7	Potentiometer (50k)	1	
8	Resistor (220Ω)	8	 (red, red, black, black, brown)
9	Resistor (1kΩ)	8	 (brown, black, black, brown, brown)
10	Resistor (10kΩ)	4	 (brown, black, black, red, brown)
11	Resistor (100kΩ)	4	 (brown, black, black, orange, brown)
12	Resistor (1MΩ)	1	 (brown, black, green, gold)
13	Resistor (5.1MΩ)	1	 (green, brown, green, gold)
14	Diode Rectifier	4	
15	Switch	1	

16	Button	5	
17	Power Supply Module	1	
18	LCD1602	1	
19	Dot Matrix Display (8*8)	1	
20	7-Segment Display	2	
21	DC Motor	1	

22	RGB LED	1	
23	LED (red)	8	
24	LED (white)	4	
25	LED (green)	4	
26	LED (yellow)	4	
27	NPN Transistor (S8050)	2	

28	PNP Transistor (S8550)	2	
29	Capacitor Ceramic 100nF	4	
30	Capacitor Ceramic 10nF	4	
31	Breadboard	1	
32	Active Buzzer	1	
33	Relay	1	

34	Fan	1	
35	Male-to-Male Jumper Wire	65	
36	Female-to-Male Dupont Wire	20	
37	5-Pin Anti-reverse Cable	2	
38	9V Battery Buckle	1	
39	M3*10 Screw	2	
40	M2.5*6 Screw	4	
41	M3*6 Screw	6	

42	RAB Holder	1	
43	T-Extension Board	1	
44	40-Pin GPIO Cable	1	

Notes:

After unpacking, please check that the number of components is correct and that all components are in good condition.